


# YGE 48 Cell 40mm SERIES

Powered by **YINGLI**

YL210P-23b  
YL205P-23b  
YL200P-23b  
YL195P-23b  
YL190P-23b  
YL185P-23b  
YL180P-23b



## ABOUT YINGLI GREEN ENERGY

Yingli Green Energy Holding Company Limited (NYSE: YGE) is one of the world's largest fully vertically integrated PV manufacturers, which markets its products under the brand "Yingli Solar". With over 4.5GW of modules installed globally, we are a leading solar energy company built upon proven product reliability and sustainable performance. We are the first renewable energy company and the first Chinese company to sponsor the FIFA World Cup™.

## PERFORMANCE

- High efficiency, multicrystalline silicon solar cells with high transmission and textured glass deliver a module efficiency of up to 16.2%, minimizing installation costs and maximizing the kWh output of your system per unit area.
- Tight positive power tolerance of 0W to +5W ensures you receive modules at or above nameplate power and contributes to minimizing module mismatch losses leading to improved system yield.
- Top ranking in the "TÜV Rheinland Energy Yield Test" and the "PHOTON Test" demonstrates high performance and annual energy production.

## RELIABILITY

- Tests by independent laboratories prove that Yingli Solar modules:
  - ✓ Fully conform to certification and regulatory standards.
  - ✓ Withstand wind loads of up to 2.4kPa and snow loads of up to 5.4kPa, confirming mechanical stability.
  - ✓ Successfully endure ammonia and salt-mist exposure at the highest severity level, ensuring their performance in adverse conditions.
- Manufacturing facility certified by TÜV Rheinland to ISO 9001:2008, ISO 14001:2004 and BS OHSAS 18001:2007.

## WARRANTIES

- 10-year limited product warranty<sup>1</sup>.
- Limited power warranty<sup>1</sup>: 10 years at 91.2% of the minimal rated power output, 25 years at 80.7% of the minimal rated power output.

<sup>1</sup>In compliance with our Warranty Terms and Conditions.

## QUALIFICATIONS & CERTIFICATES

IEC 61215, IEC 61730, MCS, CE, ISO 9001:2008, ISO 14001:2004, BS OHSAS 18001:2007, SA 8000, PV Cycle



# YGE 48 Cell 40mm SERIES

## ELECTRICAL PERFORMANCE

### Electrical parameters at Standard Test Conditions (STC)

Module type			YLxxxP-23b (xxx=P <sub>max</sub> )						
Power output	P <sub>max</sub>	W	210	205	200	195	190	185	180
Power output tolerances	ΔP <sub>max</sub>	W	0 / 5						
Module efficiency	η <sub>m</sub>	%	16.2	15.8	15.4	15.0	14.7	14.3	13.9
Voltage at P <sub>max</sub>	V <sub>mpp</sub>	V	24.9	24.7	24.5	24.0	23.7	23.5	23.0
Current at P <sub>max</sub>	I <sub>mpp</sub>	A	8.45	8.29	8.15	8.10	8.00	7.87	7.83
Open-circuit voltage	V <sub>oc</sub>	V	31.2	31.3	31.0	30.3	30.1	29.5	29.5
Short-circuit current	I <sub>sc</sub>	A	9.05	8.84	8.73	8.62	8.48	8.45	8.30

STC: 1000W/m<sup>2</sup> irradiance, 25°C cell temperature, AM1.5g spectrum according to EN 60904-3.  
Average relative efficiency reduction of 5% at 200W/m<sup>2</sup> according to EN 60904-1.

### Electrical parameters at Nominal Operating Cell Temperature (NOCT)

Power output	P <sub>max</sub>	W	152.1	148.5	144.9	141.6	138.0	134.3	130.7
Voltage at P <sub>max</sub>	V <sub>mpp</sub>	V	22.6	22.5	22.3	21.7	21.4	21.2	20.7
Current at P <sub>max</sub>	I <sub>mpp</sub>	A	6.73	6.60	6.56	6.53	6.45	6.34	6.31
Open-circuit voltage	V <sub>oc</sub>	V	28.9	28.9	28.6	27.7	27.5	26.9	26.9
Short-circuit current	I <sub>sc</sub>	A	7.33	7.16	7.07	6.98	6.87	6.85	6.72

NOCT: open-circuit module operation temperature at 800W/m<sup>2</sup> irradiance, 20°C ambient temperature, 1m/s wind speed.

## THERMAL CHARACTERISTICS

Nominal operating cell temperature	NOCT	°C	46 +/- 2
Temperature coefficient of P <sub>max</sub>	γ	%/°C	-0.45
Temperature coefficient of V <sub>oc</sub>	β <sub>Voc</sub>	%/°C	-0.33
Temperature coefficient of I <sub>sc</sub>	α <sub>Isc</sub>	%/°C	0.06
Temperature coefficient of V <sub>mpp</sub>	β <sub>Vmpp</sub>	%/°C	-0.45

## OPERATING CONDITIONS

Max. system voltage	1000V <sub>DC</sub>
Max. series fuse rating	15A
Limiting reverse current	15A
Operating temperature range	-40°C to 85°C
Max. static load, front (e.g., snow and wind)	5400Pa
Max. static load, back (e.g., wind)	2400Pa
Max. hailstone impact (diameter / velocity)	25mm / 23m/s

## CONSTRUCTION MATERIALS

Front cover (material / thickness)	low-iron tempered glass / 3.2mm
Cell (quantity / material / dimensions / number of busbars)	48 / multicrystalline silicon / 156mm x 156mm / 2 or 3
Encapsulant (material)	ethylene vinyl acetate (EVA)
Frame (material / color / anodization color / edge sealing)	anodized aluminum alloy / silver / clear / silicone or tape
Junction box (protection degree)	≥ IP65
Cable (length / cross-sectional area)	900mm / 4mm <sup>2</sup>
Plug connector (type / protection degree)	MC4 / IP67 or YT08-1 / IP67 or Amphenol H4 / IP68

- Due to continuous innovation, research and product improvement, the specifications in this product information sheet are subject to change without prior notice. The specifications may deviate slightly and are not guaranteed.
- The data do not refer to a single module and they are not part of the offer, they only serve for comparison to different module types.

Yingli Green Energy Holding Co. Ltd.

service@yinglisolar.com

Tel: 0086-312-8929802

**YINGLISOLAR.COM**

© Yingli Green Energy Holding Co. Ltd. | DS\_YGE48Cell-23b\_40mm\_EU\_EN\_201211\_v02.20

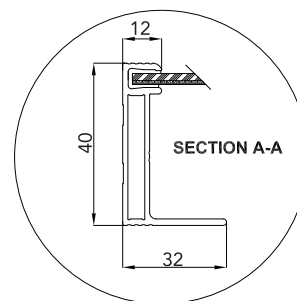
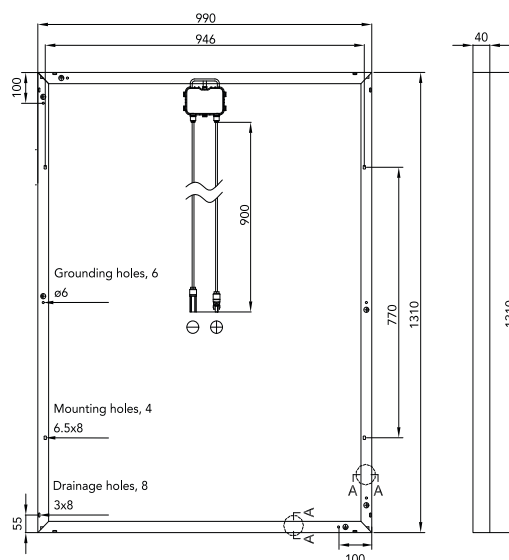
## GENERAL CHARACTERISTICS

Dimensions (L / W / H)	1310mm / 990mm / 40mm
Weight	15.2kg

## PACKAGING SPECIFICATIONS

Number of modules per pallet	26
Number of pallets per 40' container	32
Packaging box dimensions (L / W / H)	1380mm / 1150mm / 1170mm
Box weight	432kg

Unit: mm



Warning: Read the Installation and User manual in its entirety before handling, installing, and operating Yingli Solar modules.

Our Partners:

